

# Where in the World is the Gingerbread Man?

## Mapping Activity



Let students each decorate their own gingerbread person, using either the template on the next page or their own design. Ask students to bring in stamped envelopes addressed to friends and relatives in faraway places. Use the letter template on the following page or have students compose their own letters. As the responses come in and the gingerbread people return, use a map to keep track of where your students' gingerbread men have been. Post any photos, postcards, or mementos next to the map.



### Standards-based Skills:

- *Write letters.*
- *Use simple maps to develop an awareness that a map is a drawing of a place to show where things are located.*
- *Develop an awareness that maps and globes show a view from above, show things in smaller size, and show the position of objects.*



Example: Map picture courtesy of Ms. Weller's classroom

Make Your Own Gingerbread Cookie!



THE GINGERBREAD MAN  
LOOSE IN THE SCHOOL

By LAURA MURRAY ILLUSTRATED BY MIKE LOWERY  
ISBN 978-0-399-25052-1



Date: \_\_\_\_\_


Dear \_\_\_\_\_,

In my class, we read a book called The Gingerbread Man Loose in the School by Laura Murray, illustrated by Mike Lowery. My favorite part of the story was when

\_\_\_\_\_

\_\_\_\_\_

\_\_\_\_\_.



© Mike Lowery

I am sending you a gingerbread person I made named \_\_\_\_\_. Please show my gingerbread person around your town and send a photo so we can see what you did and saw together. Please return my gingerbread person to me with a photo. Here is my school's address:

\_\_\_\_\_

\_\_\_\_\_

\_\_\_\_\_

Thank you,